



November 2025



<p align="center">Board Members Info.PVIWC@gmail.com</p>
<p>Kathy Lewis, President naturelady58@gmail.com</p>
<p>Susan Montgomery, Vice President, Rescue, Web Page pviwcweb@gmail.com</p>
<p>Christina Buckner, Treasurer pvtreasurer@pviwc.org pviwcshowsecretary@gmail.com</p>
<p>Susan Wine, Secretary pvsecretary@pviwc.org</p>
<p>Carole Silverthorne Breeder Referral carolesilverthorne@comcast.net</p>
<p>Judy Chantelois</p>
<p>Joe Caballe</p>
<p>Linda King IWC Liason</p>
<p>Virginia Thackston Trophy Chair</p>

PRESIDENT'S CORNER

The **Maryland Irish Festival** is next weekend! November 7th, 8th and 9th. Come hang out with us and enjoy the fair. Check your email for details.

Our **November meeting** is November 16th.

Wolfhound & Friends Walk is Saturday, November 22th at 1 pm in Gettysburg, PA. Check your email for details!

Want an in-person meeting instead of Zoom? Make arrangements to host a meeting! Your place or another location is fine. Make the arrangements asap, tell Susan Wine, and she will put it on the calendar and get an email out to everyone.

Have your hounds gotten any awards? New titles? Send me the information and pictures and I will put it in the newsletter!

If you would like to contribute to the newsletter, please contact Kathy Lewis.

PRESIDENT'S CORNER continued

Do you have a new child or grandchild, new job/newly retired? again let me know and we will celebrate with you!

Welcome to our new members!

Fun Day Sept. 2025

Pictures by Danielle St. Cyr





Add'l pictures by me




**Some of our members were spotted enjoying the
Olde Dominion Fantasy & Medieval Faire**

pictures by Angie Adams, IWAC



If you missed the Maryland Renn Faire, Daniell and Rob went and shared a few pictures...



If you missed the last meeting, Danielle and Rob got a new puppy! Her name is Maggie! Her big brother, Finn, is taking her arrival in stride.



How to Train For and Take the Virtual Scent Work Test

By Sassafras Patterdale, CPDT-KA, CTDI, Published: Jul 28, 2022 **AKC**

In August 2021, the AKC Virtual Scent Work Test (VSWT) pilot program began as an introduction to Scent Work for dogs and handlers. At the May 2022 AKC Board meeting, the decision was made to make the Virtual Scent Work Test permanently available to dog owners.

At the board meeting, it was revealed that 10% of the dogs who have earned Virtual Scent Work Titles through this program had not previously earned an AKC sports title (aside from a Canine Good Citizen (CGC) title). Since it began, dogs and handlers from all 50 states, as well as those in the United Kingdom, Canada, and Australia, and 120 different breeds have earned titles.

Dogs of any breed or mixed breed so long as they have an AKC number are eligible to compete in AKC performance sports including the Virtual Scent Work Test. Mixed breed dogs will need to get an AKC Canine Partners number to compete. Scent Work is low-impact, so it's ideal for dogs of all ages, but to earn a Virtual Scent Work Title, dogs must be at least four months of age.

AKC Virtual Scent Work Titles

There are three title levels for the AKC Virtual Scent Work Test that dogs and handlers can earn: Beginner, Intermediate, and Experienced. To earn a title at each level, a dog and handler team needs to complete two tests conducted at different times and in different areas in accordance with the rules of that level.

The Virtual Scent Work Tests show that dogs can demonstrate basic Scent Work skills and have been developed to be conducted entirely at home. To earn each of the three Virtual Scent Work titles, dog owners need to record their dog's searches following the instructions. Submitted tests are evaluated by an AKC Scent Work judge. Owners will receive an email indicating if their dog passed each search. When a dog earns a title, it becomes part of a dog's official AKC record, and a physical title certificate is sent to the dog's owner.

When earning Virtual Scent Work titles, each of the tests you set up will have the same structure. You'll show your dog in the "blind," meaning a separate area where your dog isn't able to see the search area. While on video, you'll leave your dog there. Then, while still recording you'll go to the search area and show where you are placing the hides. Once the hides

are placed, return to the blind and release your dog to the search area to find the hidden item.



Unlike Scent Work where dogs are searching for the location of hidden essential oils, the Virtual Scent Work Test has dogs searching for treats, toys, and balls to earn titles. These search items are things you already have around the house, and you'll need no special training equipment, making it more accessible for those looking to compete.

Teaching Your Dog to Search

When introducing Scent Work skills to your dog, you'll want to begin with whatever search item is of the highest value to your dog. For most, this will be treats but others prefer a toy or ball. The more success your dog has at the beginning, the better they will understand the criteria of the game, and the stronger their drive to search for hidden things will be when the searches become more complicated. Here's how to get started.

Step 1: Start with a high-value item in front of your dog and let them get it. Right now, the goal is just for your dog to have fun and start to make the connection that when they see the item, they should go get it.

Step 2: After a couple of repetitions your dog will understand the goal of the game is to get the treat. When your dog is moving towards the treat, introduce the verbal cue of your choice, such as "find" or "search."

Step 3: When you practice, move the treat slightly further from your dog and give them the verbal cue to search. When your dog gets the treat, give lots of praise and let them eat the treat or play with the toy.

Step 4: After your dog is successful in finding the treat at a further but obvious distance, you can start to hide it. With your hides, start slowly by putting a treat behind a pillow or the leg of a chair. Give your dog their search cue and praise them when they get it. The goal is to increase the difficulty of the search slowly and incrementally over a series of practice sessions but not stump them.

Step 5: When your dog is successfully finding the treats you've hidden in easy spots in the room they are in, it's time to introduce the idea of the "blind." Leave your dog in one area of your home and put a treat in a more obvious location in another room. Call or get your dog and give your verbal search cue, and when your dog successfully finds it, give lots of praise.

Step 6: Begin to increase the difficulty of where you hide the treat. Instead of having it out in the open, start putting the treat behind furniture, under pillows, or in other hidden areas that your dog can access. Bring your dog into the other room and give your verbal search cue, and again, give plenty of praise.

Finding Other Objects

Assuming you have a food-motivated dog, it's now time to introduce your dog to search for balls and toys. To earn their Beginner Virtual Scent Work title, your dog will need to search for two of the three search options (toys, treats, or balls). By the time you and your dog are working on their Experienced title, they will need to find all three hidden items. To begin teaching your dog to search for other objects, try to start with a toy your dog likes. Bonus if they know the name of different toys.



Yuri Kravchenko

Step 1: Put the toy or ball in front of your dog and begin teasing them with it to begin a positive feeling. The goal is to help your dog make the association that they will be rewarded for going to the toy.

Step 2: Next move the toy further away, and give your verbal cue to search along with the name of the object. When your dog goes to the ball or toy, give lots of praise and treats.

Step 3: With each training session, incrementally increase the difficulty of where you hide the toy and always praise and reward your dog when they get to it. For dogs who are toy motivated, you can also use playing with the toy as an instant reward for a successful search.

Step 4: When your dog is successfully going to their toy on cue, introduce the blind search aspect again, where you hide the toy in an obvious location while your dog is in the other room. Bring them to the search room and give your verbal cue and offer praise and reward when your dog finds the toy

Step 5: Start to increase the difficulty of where you are hiding the toy or ball, including putting it in higher locations. Bring your dog into the search area and give your verbal search cue and the name of the object. When your dog finds it, give lots of praise and treat rewards.

Advancing Scent Work Skills

When teaching your dog to play Scent Work games, start in low distraction areas of your home, where the Beginner test is held. The more experienced your dog gets with the game, start to add in more distracting areas of your home such as your yard or having more distractions around like other toys. For the Intermediate and Experienced tests, your dog will need to be searching in both interior and exterior areas. Build up to practicing in distracting areas slowly so as to not overwhelm them.

When your dog has a solid understanding of the game you can have a friend or family member hide the treat or toy for you. This will create a double-blind opportunity where neither you nor your dog will know where

the hide has been placed. This is a great way to proof your dog's searching skills and ensure you aren't subtly cueing your dog to the location

Dog Obedience Competitions 101: How Obedience Works

By Stephanie Gibeault, MSc, CPDT, Updated: Oct 17, 2024 **AKC**

Some of the best obedience competitors in the world gather for the AKC National Obedience Championship. Just in time for this prestigious event, here's a newcomer's guide to the basics of watching an obedience competition — including a breakdown of classes and scoring. Even better, after learning more, you might be inspired to try one of our dog companion sports.

The Basics

Developed in the 1930s, the sport of obedience is all about fostering dogs that are well-behaved at home, in public, and in the presence of other dogs. During an obedience trial, dogs must demonstrate abilities like walking politely, staying, retrieving, and jumping, all while showing they enjoy working with their handler.

For a dog to compete in an AKC Obedience trial, they must be at least 6 months old and have an AKC number via AKC Registration, AKC Canine Partners, the Purebred Alternative Listing program, or the Foundation Stock Service for breeds on the road to full AKC recognition.



Pix 'n Pages

Intro to the Classes

There are three main levels, or classes, of competition in Obedience: Novice, Open, and Utility. Dogs start in the Novice class and advance to Open, then Utility as they master the increasingly more difficult skills. There are many optional classes to choose from that provide exercises that are half-steps between these classes. Here's a brief rundown of the core classes:

- **Novice:** Dogs in this class need to demonstrate good companion skills, such as coming when called, standing for an examination, staying in both a "sit" and "down" position with a group of other dogs, and heeling both on- and off-leash.
- **Open:** Dogs in this class need to perform all of the above exercises off-leash. In addition to some of the exercises performed in Novice, retrieving and jumping exercises are included.
- **Utility:** Dogs in this class have added challenges including directed jumping and scent discrimination. With scent discrimination, a dog must find and pick up a dumbbell with their handler's scent from a pile of dumbbells, referred to as articles. Other exercises must be performed with the handler giving hand signals only.



MF Photo/Shutterstock

Scoring and Titles

Each dog-handler team starts a trial with a perfect score of 200, then points are deducted for any errors. For example, if the dog is slightly out of position while heeling, that's a deduction of points. As dogs are animals

with minds of their own, obtaining a score over 195 is quite an achievement.

To receive a qualifying score, a dog needs to earn more than 50% of the points for each exercise. They also need to have a total score of at least 170 points. To earn titles in the sport, such as the Companion Dog Title at the Novice level, dogs need three qualifying “legs” under at least two different judges.

Benefits of Obedience

Training for obedience trials will strengthen your dog’s manners. Plus, having a well-behaved canine family member means you can enjoy your dog’s company almost anywhere. It will also prevent many problem behaviors, like barking or jumping, by teaching your dog alternative ways to behave. Not to mention all the mental stimulation training can provide. Plus, all that teamwork in the ring will build your bond and give you both a fun activity to share. To get started in obedience, contact a local training club.

How to Teach Your Dog to “Talk” Using Buttons

By Sassafras Patterdale, CPDT-KA, CTDI

Updated: Dec 07, 2021 **AKC**



Have you ever wished you could teach your dog to talk? We know our dogs understand a tremendous amount of language, but what if they could speak directly to us? Can you teach your dog to talk? In short, the answer is yes.

Christina Hunger MA, CCC-SLP, a San Diego based speech-language pathologist, has discovered a way to train her dog to actually speak to her using adaptive speech technologies — speech buttons pre-programmed

with words that her dog Stella can select between to communicate wants, needs, and thoughts. Christina Hunger has a viral Instagram where she is documenting her dog's learning called "Hunger4Words" and a website with additional resources.

In short video clips, Stella utilizes her extensive vocabulary of words programmed into recordable buttons to express not only things she wants to do such as going to the beach, but also more abstract concepts like feelings and emotions as well as pairing together words.

In a recent video, Stella used her soundboard (a collection of pre-programmed buttons) to tell her owner by pushing multiple buttons in quick succession that there was something going on outside their home and that she wanted to go and see it. This new training opens the possibility of dogs communicating more clearly with us and us gaining a greater understanding of how our dogs see the world.

Teach Your Dog To Talk With Buttons

If you've always wondered what your dog has to say, now is your chance to find out. You don't have to be a speech pathologist or dog trainer in order to begin building a new level of understanding about what your dog wants. Now, you can actually learn how to teach your dog to talk with buttons. Using recordable dog training buttons is a fun way to increase the communication that you already have with your dog. It's also something that, with a little bit of practice, every dog can use to communicate at least basic things like wanting a walk or to play.

AKC is a participant in affiliate advertising programs designed to provide a means for sites to earn advertising fees by advertising and linking to akc.org. If you purchase a product through this article, we may receive a portion of the sale.

Supplies


Recordable dog training buttons are available to purchase through many retailers — Stella even has her own set! There are high-end buttons

purchasable through medical and therapeutic supply companies, but you can also buy cheaper options. I found this four-pack of buttons on Amazon that I bought for training my own dogs. Each button can be recorded with 30 seconds (much more time than you need for just one word). Some owners also choose to buy foam floor tiles and velcro to attach the buzzers to, in order to keep their dog from slipping.


Learning Resources Recordable Answers Buzzers



“How Stella Learned to Talk” Book




Foam Floor Tiles



Velcro Strips





Step By Step

The thought of teaching your dog to “talk” via communication buttons might sound daunting but at least on an initial basic level, it’s something that many dogs should be able to master. The key is patience and consistency. Rushing the process would likely get your dog pushing buttons but not necessarily really understanding the meaning behind the button they push. Dogs who are rushed in the training process are also less likely to independently use the buttons to actively communicate.

1. Once you have your buttons, you’ll want to start teaching your dog to use them. The easiest way will be to pair buttons with things that are high value in your dog’s life. Examples might be playing, walks, going into the yard etc. Essentially you want to select words to start with that your dog already has an association with and that are things your dog enjoys. Struggling to come up with what words already have meaning for your dog? Hunger includes this PDF vocabulary worksheet on her website that you can use to brainstorm. For my own dog, I picked “potty” as the first word which at my house means going out into our backyard. I recorded “potty” onto one of the buttons and put it in a central place in my home we would need to pass to get to the backyard.
2. Once you have a button ready, it’s time to start using it. At this stage, you will push the button every time you and your dog are about to do whatever is associated with the button. So, for example, every time I take my dogs out, I pushed the button causing it to say

“potty” and then my dog and I went outside. The goal isn’t to force your dog to push the button or even to directly teach your dog to push the button in the way that you might for a button-pushing trick. Using buttons for communication, you want your dog to mirror you, by watching you push the button before doing a specific activity they will over time learn to push the button themselves to cue to you they would like to do the activity. Again, the key to this is consistency and patience.

3. Over time, after watching you push the button, your dog will make the connection between the button and the desired activity. At this point, your dog will mirror you and push the button herself. When your dog uses the button give lots of praise and immediately give your dog what was asked for. So, for this example, when my dog pushes the button that says “potty,” we have a little party and I immediately take her outside to the backyard.
4. As your dog masters understanding using one button, you can begin to add in more buttons for different aspects of your dog’s day. You can also introduce toys and games in your dog’s day the same way, by rewarding your dog when they push the button.

Think about how many words your dog already knows from cues for trained tricks and behaviors to people, objects, and experiences such as the names of toys, the park, the beach, etc. With this approach to training, all of the words your dog already knows (as well as other objects and experiences) can all be named for your dog. And in time, your dog could, in theory, be able to use their recorded buttons to ask for those objects and “have a conversation” with you. Many people put a bell on their door and teach them to ring the bell when they need to go out. I like to think of the recordable dog training button method that Christina Hunger is pioneering as a promising and significantly more technologically advanced and precise version of this training.

How Do Soundboard-Trained Dogs Respond to Human Button Presses?

By Stephanie Gibeault, MSc, CPDT, Published: Oct 30, 2024 **AKC**

Your dog communicates with you all the time using body language and vocalizations, like barks, whines, and growls. Plus, a great deal of dog training involves teaching dogs what our body language and words mean. But what about when you add a soundboard into the mix? Do dogs actually understand what those talking buttons mean?

What Are Soundboards, and How Do They Work?

A soundboard consists of a series of buttons that, when pressed, play words the owner previously recorded. So one button might play back the owner saying “outside” and another might play “water.” The idea is that dogs, a species unable to produce human speech sounds, can press these buttons to use words to communicate with their human caretakers.



A8-dct via Getty Images

Soundboards are a type of Augmentative Interspecies Communication (AIC) device, a machine or gadget that helps bridge the communication gap between humans and animals. Dogs aren't the first animal species to use AICs. Scientists have used them with dolphins and apes, for example. But using an AIC with dogs isn't just the domain of scientists. Dog owners all over the world are using soundboards with their dogs and social media is full of canine celebrities button-pushing their way to fame.

Can Dogs Understand Soundboards?

Contrary to the claims on social media, there is no scientific proof that button-pressing dogs are talking. They could be pressing buttons at random while their owners interpret those presses to endow them with meaning. Or the dogs might be responding to their owner's inadvertent cues. To prove that dogs are pressing buttons deliberately to communicate, we need to see if the dogs understand the meaning of those words in the first place.

That was the point of a recent study in the journal PLOS ONE. Led by Dr. Frederico Rossano, associate professor of cognitive science at the University of California San Diego, the researchers tested 30 pet dogs that had already been trained by their owners to use soundboards. The dogs included a variety of mixed-breed dogs, as well as purebred dogs. The study focused on words that meant "outside," "play," or "food," and all the dogs' soundboards contained such buttons.



bgpsh/stock.adobe.com

The scientists looked at whether the dogs made contextually appropriate responses to those three words when they were spoken by the owner or researcher or made by pressing the soundboard button (by either the owner or the researcher). According to Dr. Rossano, an appropriate response would be one that fit the situation. For example, if the dog has just been outside, and they press the button for outside, they might not know what that word means. But if it's time to eat, and they press food,

then you can start assuming they get it. "For our study, we looked at whether they would go, for example, towards the door when they heard 'outside' or whether they would retrieve a toy when they heard 'play.'"

For two of the three words, "play" and "outside," the dogs performed contextually appropriate behaviors regardless of who produced the word or whether it was spoken or produced by a soundboard button. Therefore, the study concluded, "pet dogs can be successfully taught by their owners to associate words recorded onto soundboard buttons to their outcomes in the real world, and they respond appropriately to these words even when they are presented in the absence of any other cues, such as the owner's body language."

Can Dogs Communicate With Humans Using Soundboards?

So, dogs can understand the meaning of at least some of the words on a soundboard. Well, that's not really a surprise. After all, teaching dogs verbal cues for behaviors is a tenet of dog training. Dogs learn that the word "sit" means they should sit down, for example. Although a recent study in the journal *Animal Cognition* showed that dogs tend to prefer gestures to verbal cues, other research has shown that dogs understand the meaning of spoken words. But just because dogs understand the words on their soundboards, it doesn't mean they produce those words to converse with humans. There may be other, simpler explanations. However, Dr. Rossano's study was an essential first step in exploring that possibility.

Dr. Rossano believes soundboards might be a window into the dog mind, and he is recruiting participants to register with his lab as he examines how dogs themselves are using the buttons. He wants to see if dogs actively select buttons to request things from humans and whether they intentionally select the right button based on their needs and wants. "We have 2 studies currently under review in which we are looking at which buttons dogs tend to push the most while home with their humans, and whether they are just mimicking what they are trained on or whether they

show some flexibility. Also, we look at what happens when they press sequences of buttons one after the other and whether those sequences are random or not (they are not!)”



©nd3000 - stock.adobe.com

Should You Teach Your Dog to Use a Soundboard?

If the jury is still out, should you invest the time to teach your dog to use a soundboard? Dr. Rossano doesn't recommend for or against their use. He sees his job as assessing to what degree soundboards are valuable for dogs, owners, and scientists, and to provide the strongest scientific evidence possible to support such assessments. That's why he and his lab are running a longitudinal study with 10,000 dogs.

However, he strongly feels that any way in which we can provide dogs with more voice and control over their environment is beneficial for their welfare. That can be particularly useful for anxious dogs. In fact, many of the dogs Dr. Rossano has studied like to use their soundboards to communicate about things that cause them stress, like loud noises or strangers outside. He has seen other benefits to soundboard use too, such as dogs barking less at home, owners reporting enhanced bonding, and dogs tending to get what they want more effectively. "I do believe that these devices can be particularly valuable for working dogs and for [rescue] dogs," he says, "to facilitate their bonding with new owners who might struggle to understand the needs and wants of a dog already struggling with the excitement and stress of moving to a new environment."

How to Teach Your Dog to Use a Soundboard

So, if you've ever wondered what your dog is thinking, a soundboard might provide some insight. Start teaching words like "play," "outside," or "water," as they're concrete and easier to associate with their consequences. Dr. Rossano's main tip is to teach your dog to use the button the way you would teach a young child. "You describe what you are doing, might repeat it several times, and you need to be consistent in your responses. Because the dog needs to learn the association. We also recommend not to start with the button 'food' or 'treat' and not to use food as a reward, at least in the beginning. Praise, cuddles, and play are often better than food rewards to train with buttons."



Akarawut - stock.adobe.com

Be patient and don't set your expectations too high. Although the famous dog "Chaser" learned over 1,000 spoken words, not every dog is going to excel with a soundboard. Dr. Rossano has seen massive individual differences between dogs. Some dogs use over 100 buttons in ways that he describes as "very interesting," whereas other dogs might fail to learn to use the buttons at all. Have fun with it and look at it as a chance to provide mental stimulation and bonding. It's not about making your dog more human. As Dr. Rossano says, "Dogs should stay dogs. They are perfect as they are."

These AIC devices might reveal emotional and cognitive abilities that we're as yet unaware of, which Dr. Rossano believes could change our attitudes towards our pets for the better. "Dogs are better than any other animal on the planet in understanding human communication. It would not be

surprising if having made all the effort to learn our communications, they would like for us to better understand what they are trying to communicate to us.”



A Limerick About Divine Retribution

From Wolfhound Poetry by Philip Santilhano

There once was a wolfhound who'd run
galloping and bouncing for fun
when he'd suddenly find
an attack from behind
when large teeth were clamped onto his bum

Rafferty

(Dad's note: It amazes me about how astonished [and indignant] both the Bum Biters are when Hieronymus, who is faster in a gallop than are they, bites their bums at the culmination of a chase.

Who taught him that little trick, I wonder?)

From the Desk of Carole Silverthorne



Starkeeper Witchflower Wicca at Silver Thorne was bred by Jocelyne Gagne and Serena Ivanovskis. Jocelyne and I co-own her.

These shows were held Saturday August 23 and Sunday August 24 by the Elgin County Kennel Club, held at the Dorchester Fairgrounds in Ontario, Canada.

Saturday afternoon at the IWCC Supported Entry, with trophies provided by the members of the Upper Canada Irish Wolfhound Club, Starkeeper Witchflower Wicca at Silver Thorne was Winners Bitch and Best of Winners. The judge was Shawn Nichols from British Columbia.

Sunday morning in the All-Breed show, Wicca was Winners Bitch. The judge was Terry DePietro from South Carolina.

Sunday afternoon, at the IWCC Regional Specialty, Wicca was Winners Bitch and Best of Winners. The judge was William Alexander from Ontario.



One of the blue rosettes in the middle and the green rosette were Allie's (Starkeeper Silverthorne Allison). She won Veteran Bitch. She was the only one there but seemed happy to hop around the ring with me! The largest blue and "gold" rosette is the Best of Winners rosette from Sun p.m.

Something to note is that in the US, AKC majors are 3+ points. In Canada they're 2 points or more. Only ten points and one major are needed for a championship in Canada, vs. 15 plus two majors in the US. So I don't want to make it look as though I won Morris & Essex or Westminster, but I was *very glad* Wicca did as well as she did!

While these were very small shows, everyone enjoyed themselves a lot. They were very well run!

Healthy Homemade Treats for Fall

#1

- ✓ 1# ground turkey (or beef, pork, or a blend)
- ✓ small can pure pumpkin puree, start with 1/2 can, adding more as needed for a soft "dough"

Mix by hand or with a food processor. Place mixture into gallon size Ziplock bag. Then cut off the corner of the bag. Squeeze dough into corner (like a pastry bag). Squeeze out onto a cookie sheet lined with parchment paper, making 1-2" logs.

Bake at 250F for 2 hours!

#2

- ✓ Cut an apple from the top to the bottom - so your treats are a full circle
- ✓ Put on baking sheet lined with parchment paper
- ✓ Bake at 250F for 2-3 hours ✓ Slow cook makes them crunchy

For storing, I put them in an airtight container at room temp for a few days to one week.

#3

✅ 1 can pineapple chunks.

Slice each chunk into 3 or 4 pieces, the thinner they are, the crispier the treats will be!

Bake at 225F for 45 minutes each side!

#4

✅ Baby sweet potatoes (It just makes it easier to chop them into smaller pieces if you want to use them for training.)

Slice thinly.

🍁 Bake at 250F on for about 1 hour to an hour 15 minutes. Treats will get crunchy as they cool

#5

✅ Cup of oat flour

✅ 1/4 c plain apple sauce

✅ Omega source (can of sardines)

✅ Water or bone broth, to mix into a soft dough

Blend. Put in molds and bake at 375F for about 10 – 15 minutes based on how hot your oven runs. Treats should be light golden brown.

#6 AKC

✅ 1 cup plain yogurt

✅ 1 cup canned pumpkin puree

Mix pumpkin and yogurt together in a bowl. Divide the mixture evenly into an ice tray or mold. Freeze for 24 hours. Pop the treats out of the mold and put into a freezer bag for storage. You can also leave them in the ice tray if you have space in your freezer!

#7 AKC

- 2 cups flour
- 1 cup canned pumpkin puree
- 1/2 cup dog-safe peanut butter (Make sure it doesn't xylitol, an artificial sweetener toxic to dogs.)

Directions

1. Preheat your oven to 375°F
2. In a large bowl, mix together the pumpkin and peanut butter
3. Stir in the flour and combine the mixture into a dough
4. Roll out the dough onto a floured surface
5. Cut the dough into shapes with your favorite cookie cutter
6. Place the treats 1/2 an inch apart on an ungreased cookie sheet
7. Bake for 12 minutes

#8 AKC

- 3 cups whole wheat flour (and extra for dusting the counter)
- 2 eggs
- 1 cup canned pumpkin puree
- 1 banana, mashed

Directions

1. Preheat oven to 350°F

2. Mix together eggs, banana, and pumpkin. Add flour and mix until all the flour is incorporated.
3. Lightly dust the counter and a rolling pin with flour, then roll out dough to approximately 1/8 of an inch in thickness. Cut out the treats with a fun cookie cutter.
4. Lay on a baking sheet and bake for approximately 20 minutes. Let the treats cool completely before giving to your dog.

#9 AKC

- 1 cup flour (If you substitute coconut flour or potato flour, your batter will be a little crumblier.)
- 1 egg
- 1/2 cup canned pumpkin puree
- 1 4-ounce jar pure carrot baby food
- 1 4-ounce jar pure green bean baby food (optional)

Directions

1. Preheat oven to 350°F
2. Add all ingredients together and mix. If the batter seems wet and sticky, add a little more flour. If it seems crumbly, add a little water.
3. Scoop out a spoonful of dough onto a parchment-lined baking sheet. The batter should make around 24 treats. If your batter is relatively dry, then you can try forming the dough into shapes (like a pumpkin). To create a green stem on the pumpkin shape, add the green bean baby food to a little bit of the dough.
4. Bake for 35-40 minutes or until edges start to brown
5. Allow treats to cool completely, and then give them to your dog to enjoy



Early Morning

From Wolfhound Poetry by Philip Santilhano

I wonder if a cloud sweats
and therefore drips on me
or if a flower forgets
the caress of the bee
do twigs that silently fall
in the dark of the night
their journey fondly recall
as an attempt at flight

Why does the cold wind only
come to us in winter
will a small rock be lonely
if digging we disinter
why does the hole get bigger
and yet we have more sand
and what is it you figure
about a rubber band

Why do I always wonder
what's on the other side
do cloud's farting cause thunder
would toad taste better fried
if time and space entangle
where leaves that gravity
and is an obtuse angle
the dumbest of the three

These questions all perturb me
as morning tries to break
and it would suit my tummy
for everyone to wake
the birds sing in the thorn bush
with jubilation and cheer

ignoring a profound truth
that breakfast's still not here

Hieronymus

(Dad's note: What is it with wolfhounds and breakfast? The first pale smear of light on the horizon, and they are clamouring to be fed!)

Hello Fellow PVIWC Club Members and Supporters,

I hope this message finds you and your hounds doing well. Our 2025 Irish Wolfhound Specialty Dog Show was a success! For those of you that supported your Club, THANK YOU! For those of you that may not know what a Specialty Dog Show is all about, I encourage you to join us for two days to see and watch a dog show only for Irish Wolfhounds.

As a valued member of the Potomac Valley Irish Wolfhound Club, you and your family have opportunities to join the Club in the events throughout the year as well as help at the dog show. Plan to join us March 29-30, 2026. PLEASE READ: The Club could use you! We are an independent specialty show. Most of the same people have carried the specialty for years, and age and health are taking their toll. No Skills Required: If you can read, write, have a great speaking voice, or if you are the quiet type, the Club can use you. If you want to sell raffle tickets, the Club can use you. We need you as a Club member.

Do you already know your schedule for March 2026, and know you can't make it? That is okay, you can still help by financially Sponsoring ribbons, trophies, prizes, or make a General Show Fund Donation for 2026. How? Easy, simply make a check out payable to PVIWC Treasurer (memo note "General Show Funds", or ribbons, etc,) and send to: PVIWC Treasurer, 1348 Sycamore Ave, Annapolis, MD 21403. You may also pay via

PayPal using the email pviwctreasury@gmail.com. Please add a note breaking down the amounts of the payment – dues, trophies, ribbons, General Show Fund, rescue, etc. If you have questions about your Club Membership dues or if you think you have already paid, please send an inquiry to: pviwctreasury@gmail.com or to the Club's Secretary, Susan Wine at sulowine@aol.com

Remember, PVIWC welcomes volunteers for the following positions:

Set up (Friday or Saturday requirement) / Catalog sales / Armbands / Stewards / Grounds / Breakdown (needed Monday afternoon)

and Judges Hospitality (responsible for judges' transportation, taking them out to dinner, escorting

them to the ring, and so on)

SAVE the DATE:

PVIWC 2026 Specialty Show

Sunday and Monday, March 29-30, 2026

Interested in volunteering? Please contact Tammy at elkhorniws@gmail.com

 **VOLUNTEER CALL-OUT!** 

OBEDIENCE & RALLY TRIALS



Sunday, March 29, 2026

- ✓ VOLUNTEER FOR 3 HOURS
- ✓ LIGHT STEWARDING DUTIES
- ✓ MEAL MAY BE PROVIDED
- ✓ MUST ARRIVE 30 MINUTES BEFORE JUDGING

We need **RELIABLE VOLUNTEERS** to help support our **2026 Obedience and Rally Trials**.

Note: Volunteers may not be entered in Obedience or Rally on this date due to stewarding responsibilities.

TASKS INCLUDE:

- Issuing armbands to competitors
- Checking ring equipment, judges' bag, and catalog
- Supporting ring flow & accident cleanup
- Reporting issues to Show Chair or Secretary
- Escorting the judge to lunch

Your help keeps the event running smoothly – we couldn't do it without you!

SIGN UP OR LEARN MORE:

elkhornis@gmail.com

THANK YOU FOR VOLUNTEERING YOUR TIME AND MAKING A DIFFERENCE!



PVIWC List of Meeting & Events 2025

March 30 & 31	<i>Specialty Harford County Equestrian Center, Bel Air, MD (Meeting Following Judging), Harford County Equestrian Ctr, 608 N Tollgate Rd, Bel Air, MD 21014</i>
April 6	'Paint Your Pet' Fundraiser, Checkerspot Brewery, Baltimore, 3PM
April 11 & 12	Dills Celtic Festival, Dills Tavern, 237 N Baltimore St, Dillsburg, PA 17019
April 19& 20	<i>Irish Wolfhound Assoc of the Carolinas Specialty</i>
April 26	Southern MD Celtic Festival, Jefferson Patterson Park, 10515 Mackall Rd, St Leonard, MD 20685
May 2 & 3	Annapolis Irish Festival, Anne Arundel County Fairgrounds, 1450 Generals Hwy, Crownsville, MD
May 3 & 4	Faerie Festival Marshy Point Rocky Point Park, 2200 Rocky Point Rd, Essex, MD 21221
May 18	Show Wrap Up Meeting
May 25 - 29	<i>IWCA National Specialty Cache County Fairgrounds, Logan, UT</i>
June 14 & 15	Carroll County Celtic Festival, Carroll County Ag Center, 706 Agriculture Ctr Dr, Westminster, MD 21157
June 8	Regular Meeting – Brian Boru Irish Rest. 489 Ritchie Hwy #103, Severna Park, MD
June 21	Penn Mar Irish Festival, Pheasant Run Greenhouse 10241 Brillheart Rd, Glen Rock, PA 17327
June 27 - 29	Celtic Fling <i>(with a concert on Friday night)</i> Mt Hope Winery, 2775 Lebanon Rd, Manheim, PA 17545
August 10	Regular Meeting
August	Oakenmist Ren Faire Howard County Fairgrounds
August 30 & 31	Virginia Scottish Games, 5089 Old Tavern Rd, The Plains, VA 20198
September 14	Fun Day
September 20-21	PA Renn Faire Shamrocks and Shenanigans Weekend, Mt Hope Winery, 2775 Lebanon Rd, Manheim, PA 17545
October 5 & 6	<i>Irish Wolfhound Assoc of the Delaware Valley Specialty</i>
October 19	Regular Meeting
November 7 - 9	Maryland Irish Festival, 2200 York Rd, Timonium, MD 21093
November 16	Regular Meeting
December 14	Holiday Party Montgomery's, 800 River Rd, Sykesville, MD 21784
December ~16	Druid Hill Winter Solstice 5Miler, 1 Safari Place, Baltimore, MD 21217
December	Military Bowl Parade, Annapolis, MD

Dates, Time, or location to be determined and subject to change on some events.

Need Volunteers to Host

