



<b>Board Members</b> <a href="mailto:Info.PVIWC@gmail.com">Info.PVIWC@gmail.com</a>
<b>Kathy Lewis, President,</b> Newsletter Editor <a href="mailto:naturelady58@gmail.com">naturelady58@gmail.com</a>
<b>Susan Montgomery, Vice President,</b> Rescue, Web Page <a href="mailto:pviwcweb@gmail.com">pviwcweb@gmail.com</a>
<b>Christina Buckner, Treasurer</b> <a href="mailto:pvtreasurer@pviwc.org">pvtreasurer@pviwc.org</a> <a href="mailto:pviwcshowsecretary@gmail.com">pviwcshowsecretary@gmail.com</a>
<b>Susan Wine, Secretary</b> <a href="mailto:pvsecretary@pviwc.org">pvsecretary@pviwc.org</a>
<b>Carole Silverthorne</b> Breeder Referral <a href="mailto:carolesilverthorne@comcast.net">carolesilverthorne@comcast.net</a>
<b>Linda King</b> IWCA Liason
<b>Joe Caballe</b>
<b>Judy Chantelois</b>
<b>Timo Gerlings</b>

**PRESIDENT'S CORNER**

**Happy Mother's Day** to all of our moms of both people and furry friends!

**We have a club meeting scheduled for Sunday, May 10 at 1:00pm.** The meeting will be via Zoom. Check your email for the link. We will be reviewing the 2026 Specialty. Bring your pros and cons for how to improve our show for next year. Our treasurer will have financial reports so we will know how well the show performed monetarily. Please think about how we can recruit more volunteers to help at the show.

**We have also reincorporated the Club and our nonprofit status.** We have a new set of By Laws to be voted on. A draft of the by-laws is attached to your April 28th email from Susan Wine. Please let Susan W. know if you have any changes, grammar, wording, legal wording, etc. before the meeting on the 10<sup>th</sup> of May.

**If you would like to contribute to the newsletter, please contact Kathy Lewis.**

PRESIDENT'S CORNER cont.

In the April Newsletter, I told you that Susan got a puppy, Merida. She got two puppies! Merida (red collar) and Rociante (green collar)



## **We Love Our Mom**

From Wolfhound Poetry by Philip Santilhano

We love our mom, for she is good  
she scratches ears and gives us food  
it is no fun when she's away  
it takes the shine right off the day

We love our mum, she combs our coats

so we don't all look just like goats  
she turns a blind eye 'way from us  
when on settee she makes no fuss

We love our mom, for she is kind  
and extra scruffles she don't mind  
on walks we go to sniff and run  
she really is a lot of fun

We love our mom though every day  
she starts the car and goes away  
'cos every evening as right as rain  
our lovely mom comes home again

We love our mom, and she loves us  
with enough love to fill a bus  
the best mom in the world is she  
especially since it's time for tea

Dougal (with help from Reilly)

(Dad's note: I should be back up to speed in a day or so, but in the meantime, a blast from the past from a very young Dougal and his brother Reilly.)

# TEETHING

By Briget Wandruff

If you have an IW puppy that is four months old—your puppy is likely teething. Teething time is also about the time soft toys should be removed--one tear, and it's time to remove them from play. No cord or rope toys—ever—as the string from the ropes can be ingested and cause obstruction.

To help with teething a good Nylabone, organic veggie based chew sticks, Kong Giant balls, Kong chew sticks (like the purple one in the photo) are excellent toy options for chewing. Some people like antlers or YAK cheese stick (hard as a rock). If you have more than one dog in the house like we do, make sure you have several in the toy box so they can share.

Just like teething children, pups will have an inflamed mouth, “hot” mouths, and may have a slightly elevated temperature (I feel ears morning and night every day of their lives). They may be off their food or have loose stool. All typical. Puppy people, if you have concerns about your teething pup, please send your breeder an email, text or call. You should have all the contact information in your puppy packets—don't be afraid to use it.

To cool a hot inflamed mouth we have used small-to medium size whole frozen apples or frozen raw giant beef knuckle bones. Others have suggested large whole frozen carrots. Ice cubes! Teach your pups to eat ice. For food /edible chewing in a multi pet home please have your pup in a crate or x-pen while chewing meat bones etc. We don't need to set them up for a food aggression situation. Even if they eat side by side with your other dogs, meat and meat bones are different.

Teeth are often swallowed. Found teeth are a treasure. [Copyright is Briget Wandruff](#)





RePrint from January2022

## **Pet : Experiencing the Death of a Dog**

### **AKC**

The death of a dog can affect people in the same way that losing a family member or close friend would. For those who've experienced the loss of a dog, the American Kennel Club makes the following suggestions:

Grief should be expressed freely so the healing process can begin.

Make a conscious effort to be thankful for the joy your canine companion brought you through the years.

Spend time with people who can appreciate the significance of your pet's impact on your life and who are empathetic to your loss, including other pet owners and your breeder.

Seek out pet bereavement groups through your local veterinarian, animal shelter or online. Your vet or local animal shelter may also be able to recommend a pet loss hotline.

If this is your child's first experience with death, make it clear that the dog is not coming back but emphasize that it is now free of pain. Let your child know it's ok for him or her to express grief over the loss of your dog.

Other pets in the house may also react to the loss of their companion. Give them extra attention during this time.

Memorializing your dog can help you celebrate your pet's life and begin the healing process.

Consider a donation to a dog-related charity in honor of your dog

Create a photo album with snapshots of your dog, or write down some of your best memories in a journal.

Consider having a memorial service for your dog in an area that holds special meaning for you. Disperse your dog's ashes in a favorite location or keep remains in a specially crafted urn with the dog's photo.

If you participated in dog show events, consider placing a tribute ad in a dog show catalog, pet publication or website.

Realize that it may take time before you are ready to bring a new dog into your home. If you feel that you might not be ready for a new dog but want to spend time with animals, consider volunteering with a local kennel club, rescue group or animal shelter.

Discuss the idea of bringing a new dog home with your entire family. Whether or not you choose the same breed, be sure to appreciate your new canine companion for his own distinct personality and character traits.

## **What comes after saying goodbye** (reprint from Apr2022)

By Susan Montgomery

We all know someday we will have to say goodbye to our wonderful hounds. As much as we want to deny it will happen, the size of our hounds requires us to look ahead and prepare for that eventuality. After that tough decision to say goodbye has been made (or made for us in the case of accident) we are faced with decisions made even harder by the stress of events. What do you do with the body of your beloved hound? If you wait until it happens, you will be scrambling to figure this out instead of working

through your grief. It is much better to prepare ahead of time, with clear head.

Some families can bury their hounds on their own property, but most cannot, for zoning reasons or just logistics with the size of their hound. I have pulled together a list of options, so you can research ahead of time and have a plan in place.

- Check with your vet, do they offer cremation for dogs your size? Do they know of other vets who do? You may need to call around.
- Look for pet cremation services in your area, often they will even pick up from the vet.
- Look for livestock cremation or disposal in your area, they are used to larger animals, some even offer burial on their properties.
- Animal cemeteries, in more urban areas are an option, even if you do not bury in their space, they will know of cremation or disposal services.
- Call mobile vets, or equine vets, they will have contacts that may not be listed.
- Call animal control for your county, they will have people they call to pick up carcasses.
- Talk to other dog owners in your area, they may know someone who handles this.

Once you have your answers, prepare a list with phone numbers and contacts. Keep it with your other health docs (Anesthesia protocols, Pneumonia protocols, Bloat, etc.). It is also important to plan now if you think you would like a remembrance, a pawprint, a clipping of hair, so you can be sure to get that.

Most importantly, remember to reach out to your fellow IW owners, we understand, we want to help, and we will grieve with you.

**Additional Note, 26 April 2026** by Kathy Lewis

Emergency veterinarians will have information on places that will handle your hound's remains. They will most often have the forms for you to complete on hand so that you do not have to make any additional calls during your time of grief. If you choose to cremate, the remains can be picked up or delivered to your home.

When our Shepherd, Jager, was unable to get up last Tuesday, I called Coda Pet in Maryland. They were able to send a vet, Dr. Kristina Pugh, to my home to euthanize him in just a couple of hours. Dr. Kristina was compassionate and talked us through every step of the procedure. She took Jager with her to the crematorium, Pet Haven. I was able to pick up his remains on Friday. Pet Haven is in an actual cemetery. The people were compassionate and friendly and the area was beautiful and peaceful.

## Does Campfire Smoke Affect Dogs?

By **AKC Staff**, Updated: Sep 19, 2024

Looking to enjoy some fun around the campfire with your dog? Camping with your dog can be an enjoyable experience if done so safely. Your dog can even sit around the campfire with you. Here are some bonfire safety tips to be aware of the next time you enjoy a fire with your dog.

**Can Dogs Be Near a Campfire?** Healthy dogs can be near a campfire with certain precautions. Make sure that once the fire is burning, your dog is a safe distance away and is sitting upwind so flames and ashes can't reach them. Make sure your dog has access to fresh water and cannot access the fire pit.

Monitor your dog for signs of stress or agitation. If your dog doesn't enjoy being near the fire, don't force it! Many dogs prefer to sit farther away or to relax inside.

Some dogs, such as puppies and senior dogs, may be more easily irritated by fire and smoke and are best kept inside or far away from the fire.



©Clara - stock.adobe.com

## **Signs of Smoke-Inhalation in Dogs From Campfires**

A good rule of thumb when sitting around a fire with your dog is to pay attention to how you feel. If the smoke is irritating you, it is most likely irritating your dog.

Call your veterinarian right away if your dog exhibits any of the following symptoms:

Wheezing or loud breathing

Fatigue or disorientation

Coughing

Trouble breathing

Reduced appetite

Reduced thirst

Red eyes, excessive tearing or blinking, or pawing at eyes. This could indicate cornea trauma.



©Mikkel Bigandt - stock.adobe.com

## **Reasons Why Dogs Might Be Scared of Bonfires**

Some dogs just don't like fire or smoke, and that is perfectly natural! Here are a few additional reasons your dog may be fearful around a bonfire:

**Heat** Have you ever stood a little too close to the fire? Dogs can experience that uncomfortable sensation as well. Many dogs get overheated or uncomfortable if they're too close to the fire.

They descended from wolves. Wolves are naturally afraid of fire because it's associated with destroying their habitat.

Fires are unpredictable. The crackling sounds can be unsettling for dogs, especially those who are afraid of loud noises like fireworks and thunder.

**Bonfire Safety Tips** Make sure your dog stays away from the fire pit even long after the fire has gone out. Embers can remain below piles of soot that your dog may try to roll in. By keeping your dog away from the fire, you can avoid them getting burnt, stepping in glass, or getting covered in soot.

**Microchip your dog before** camping and make sure their ID information is up-to-date. It's always best to be prepared in case your dog makes an accidental escape. And remember, always talk to your veterinarian if your dog's behavior seems off.

## **Hazardous Cookout Foods for Dogs**

By Harriet Meyers, Updated: Mar 14, 2025 **AKC**

With warm weather comes the chance to fire up the grill and enjoy a barbecue. Dog owners may be tempted to let their pet have a taste of the delicious grilled foods. However, *many cookout foods are not safe for dogs* to eat. Here are a few tips on foods to watch out for.

**Bones** What's better than grilled steak, barbecued ribs, or chicken wings? But sharing meat with bones in them with your dog is a dangerous idea. Dr. Jerry Klein, AKC Chief Veterinarian, warns that you ***should never give your dog cooked bones of any kind***. They splinter into shards that can cause choking and serious damage to the dog's mouth, throat, or

intestines. Moreover, some ingredients in seasoning, like salt, can be harmful to pets; others, such as garlic and onion, can even be toxic.

**Raw Meat** Raw steak or hamburger patties can contain bacteria, such as salmonella and E. coli, that can be harmful to dogs and people. Keep a careful eye on the meat as you prepare the grill because the aroma will definitely get your dog's attention, and they may try to sneak a tasty morsel.



RichLegg via Getty Images

**Hot Dogs** Hot dogs often contain ingredients that are not good for dogs, such as sodium nitrate, which has been linked to cancer; monosodium glutamate (MSG); and sugars or artificial sweeteners. Hot dogs also contain seasonings, such as garlic and onion powder, that are toxic to dogs.

The ***biggest problem with hot dogs is salt***. Feeding your dog even one-half of a hot dog would probably put them way over their daily sodium limit, and too much sodium can lead to dehydration and high blood pressure. Hot dogs can also be choking hazards.

**Toppings** Garlic and onions can cause stomach upset in dogs and sometimes have even more serious side effects. Raw or cooked, fried or powdered, onions and the rest of the allium family (garlic, shallots, leeks, and chives) are all harmful to dogs. Onions contain a toxic compound that causes a breakdown of red blood cells, leading to anemia in dogs.

Ketchup, while not toxic for dogs, is best left off of the list of foods you share with your pet. In addition to tomatoes, commercial ketchup typically

contains garlic and onions, cinnamon, sugar and salt, preservatives and chemicals—and many of these ingredients can have detrimental effects on dogs. Mustard can also upset a dog's stomach and cause vomiting.

**Corn on the Cob** Corn on the cob is a summertime staple, and although a small amount of corn won't hurt, you should not share your corn on the cob with your dog. There is a risk that they'll choke on it, and if they ingest ***the cob, it can cause a serious intestinal blockage.***



©koldunova\_anna - stock.adobe.com

**Salty Snacks** Potato chips, pretzels, peanuts, and popcorn— all make nice, portable snacks for humans to eat outside. But too much ***salt can lead to sodium ion poisoning*** in dogs, causing vomiting, diarrhea, tremors, fever, and seizures, and can even be fatal.

**Chocolate** Whether it's eaten in ice cream, cake, or straight on, chocolate is dangerous for dogs, and depending on the type and amount of chocolate consumed and the weight of your dog, it could cause a serious medical emergency. So, the ***safest path is to avoid giving your dog chocolate at all*** times in any form.

**Ice Cream** Although it's refreshing, ice cream is a milk-based product, and ***dogs' bodies are not designed to digest milk after they are weaned as puppies.*** Since ice cream is made with milk, feeding your dog ice cream could lead to gas, bloating, constipation, diarrhea, or vomiting.



Alphotographic/Getty Images Plus via Getty Images

**Alcohol** An ice-cold beer, a mojito, or margarita may sound refreshing, but don't let your dogs dip into any alcoholic beverages. Alcohol toxicity isn't very common, because dogs aren't innately drawn to alcoholic beverages. However, they may be attracted to fruit-based drinks, cocktails, punches, ciders, seltzers, and foods with alcohol as a key ingredient. Another serious consideration is *diet alcoholic beverages or other mixers that may contain xylitol. This artificial sweetener is highly dangerous, and even fatal, if consumed by a dog.*

**What Should I Do If My Dog Eats Something Toxic?** If you think your pet has gotten into something potentially toxic, call your veterinarian right away. When it happens outside of office hours or any time, day or night, weekends, and holidays, you can call **the Pet Poison Helpline at 800-252-7894.**

As experts on the potential danger of the substances dogs eat, the Pet Poison Helpline is the go-to resource to assist if your pet accidentally gets into something. They will recommend the necessary steps to help treat your pet. This may sometimes include getting the dog to an emergency vet as soon as possible.

**What Human Foods Can My Dog Safely Eat?** Although dog food might not be appealing to us, most options contain all of the nutrients dogs need to stay healthy. However, there are many fresh summer fruits and vegetables that are safe for you to share with your dog, such as blueberries, cantaloupe, cucumbers, and peas.

# How to Help Keep Your Dog Safe on July Fourth

By **AKC** Staff, Updated: Nov 13, 2025

Although a celebratory day for humans, the July 4th holiday can be dangerous for your dogs' health and happiness. The American Veterinary Medical Association warns that fireworks, picnics, cookouts, and other Fourth of July traditions can be frightening and even dangerous for pets.

Up to half of dogs react fearfully to fireworks, according to owner surveys, and the Fourth of July is among the most active times of year for pet recovery. The sound of fireworks commonly causes dogs to panic and run away.

There are some steps you can take before, during, and after the holiday to keep your dog safe.

## **Prepare For the Festivities**

Activities like parades, fireworks, and backyard parties can be overwhelming for dogs. Planning ahead can help reduce stress for both you and your dog.

## **Desensitize Your Dog to Loud Sounds**

Use positive reinforcement to show that these loud noises are too scary. Play recordings of fireworks and thunder while you and your dog relax together. As the sounds play, toss your dog a treat. Fireworks may be pretty to humans, but they are very loud, and the noise can be extremely scary for your dog. Once the displays get started, keep them in a room where they're safe and relaxed. Block outside sights and sounds as much as possible by lowering the blinds and turning on the television or radio.

## **Identify Your Dog's Stress Signals**

Dogs that are fearful may whine, pant or drool, pace, tremble, attach themselves to you, or look for a place to hide. Acknowledge this and know when to comfort your dog.

## **Be Sure Your Dog Is Easy to Identify**

Many dogs take flight when they're frightened. If your dog makes a run for it, are their tags and microchip information up to date? Do you have a current photo? Identification is extremely important in case your dog gets loose. Make sure to keep collar ID tag contact information up to date, have a permanent ID with a microchip should their collar fall off, and always alert your pet recovery service to any changes in contact information so they can find you when your dog is recovered.



©David - stock.adobe.com

## **Get Professional Help if Needed**

If your pet's anxiety is severe, make an appointment with your vet, so you can discuss a medication that could help soothe your dog, or solicit assistance from an animal behaviorist. This may help them calm down during these traumatic times.

## **When You Celebrate**

Once the festivities begin, it's important to keep your dog's safety front of mind. Whenever possible, keep your dog away from stressors like loud noises or the sudden flashes of fireworks to help them stay calm and secure.

## **Keep Your Dog Inside in a Safe Space**

If you go outside, you can use a pet camera to watch your dog for signs of stress and talk to and reassure them. Set up an area away from doors and

windows, such as in a basement or large closet, where noise is muted. Some dogs feel safest in a crate with their blankets, toys, and treats. Consider whether to bring your dog to a Fourth of July party elsewhere, even if it's just next door.

### **Secure Your Doors and Windows**

A dog that is truly terrified may bolt through a screen to find a safe place to hide. By making sure everything is shut, you'll reduce the likelihood of them getting out.

### **Keep Your Dog on a Leash**

When you need to take your dog outside to do their business, go with them and hold on to the leash even in your backyard, in case fireworks go off during this time.

### **Keep Curious Dogs Away From Fire**

Not only do fireworks, sparklers, and glow sticks scare dogs, but they also contain hazardous chemicals and can burn when they're hot. Barbecue grills, charcoal, matches, and lighter fluid should also be kept out of reach.

### **Don't Let Guests Feed Them Table Scraps**

Avoid scraps from the grill. While tempting to our pets, any sudden change to your pets' diet can cause stomach upset. In addition, certain foods like onions, avocado, grapes, and raisins can be toxic for dogs.

### **Keep Your Dog Cool Inside the House**

July can be a particularly hot time of year. If your pet is outside, make sure clean water and shady areas are available. Stay alert for signs that they could be overheating and never leave your dog in the car on a warm day.

### **Stay Away From Sunscreen or Insect Repellents Made for Humans**

Your dog may lick them and get sick. Keep citronella candles, insect coils, and tiki torch products out of reach. They can be extremely irritating to the stomach, lungs, and central nervous system if ingested.

## Comfort Your Nervous Dog

If your dog exhibits signs of severe stress, stay calm and use a soothing tone of voice as you pet them slowly and gently.

## After the Holiday

Before letting your dog outside to play in your backyard, look for and remove all fireworks debris, which can be dangerous if ingested. Also remove full trashcans, trash bags, beer cans, drink cups, and food scraps that your pet could get into.

## Sweet Potato Apple Jerky for Dogs 🐾 ✨

Chewy, naturally sweet, and packed with nutrients, this homemade jerky is a wholesome alternative to store-bought treats. Slowly baked for the perfect texture, it's gentle on digestion and ideal for everyday snacking.

### Ingredients:

2 medium sweet potatoes, peeled and sliced into strips 🍠

2 medium apples (seedless, cored and sliced) 🍏

5 g ground flaxseed (optional) 🌱

### Directions:

Preheat your oven to 200°F and line a baking sheet with parchment paper.

Peel the sweet potatoes and slice them into thin, even strips (about 0.5 cm thick).

Core the apples, remove all seeds, and slice into similar thin strips.

Arrange all slices in a single layer on the prepared baking sheet.

Lightly sprinkle ground flaxseed over the slices if using.

Bake for 2½ to 3 hours, flipping halfway through, until the strips are dried and chewy.


Remove from the oven and let cool completely before serving.


Prep Time: 15 minutes | Cooking Time: 3 hours


## **Peanut Butter & Sweet Potato Dog Chews**

Soft, chewy, and packed with natural goodness, these homemade dog chews are perfect for a satisfying snack. Made with simple, wholesome ingredients, they are gentle on digestion and full of flavor your dog will love.

### **Ingredients:**

2 ¼ C sweet potatoes  (peeled, cooked, and mashed)

½ C natural peanut butter  (xylitol-free)

½ C oat flour  (finely ground oats)

### **Instructions:**

Preheat your oven to 300°F and line a baking sheet with parchment paper.

In a large bowl, mash the cooked sweet potatoes until completely smooth.

Add the peanut butter and mix until creamy and well combined.

Gradually add the oat flour and mix until soft dough forms.

Spread the dough evenly onto the baking sheet to about 6 mm thickness (about a ¼ inch).

Cut into strips or rectangles using a knife or pizza cutter.

Bake for 25–30 minutes until firm on the outside but still slightly soft inside.

Let cool completely before serving.

Storage:

Store in an airtight container in the refrigerator for up to 7 days or freeze for up to 3 months. Thaw before serving.

♥ Benefits:

Sweet potatoes provide fiber and essential vitamins.

Peanut butter adds protein and healthy fats (always xylitol-free).

Oats support digestion and provide steady energy.

## Dill's Celtic Festival







## **From the Desk of Tammy McNeely - Aube**

Education: Straight from AKC Regulations, Addendum B

### **TRAINING COLLARS**

Special training devices that are used to control and train dogs, including but not limited to, collars with prongs, electronic collars used with transmitters, muzzles and head collars may not be used on dogs at AKC events, except as allowed in the AKC Rules, Regulations, and policies.

The American Kennel Club recognizes that special training collars may be an effective and useful management device, when properly used, for controlling dogs that might be extremely active, difficult to control on a neck collar, or dog aggressive. These collars are also recognized as

possibly useful for gaining control at the start of basic obedience training, essential education that dogs deserve and need.

There is a point at which owners should have sufficient control of their dogs to manage them on regular neck collars, without the use of special training collars.

This is the point at which dogs are acceptable on the grounds of AKC competitive events and will have the opportunity to participate in those events.

All dogs must be presented on an acceptable collar and lead when competing at conformation dog shows.

An acceptable collar and lead is defined as a single lead and collar combination utilized for the presentation of the dog. Examples of acceptable collars and leads include: slip collar plus lead (loop or snap), slide lead (i.e. resco), swivel lead, martingale (one piece), and martingale collar plus lead.

Special training devices and/or devices used to mask deficiencies in training, temperament or conformation are not acceptable and not permitted for use at conformation dog shows; examples include collars with prongs, electronic collars, muzzles, harnesses and head collars. The use of multiple acceptable collars or lead and collar combinations simultaneously is considered use of a special training device and therefore is not permitted.

## **Thinking of Buying a Puppy? Find a Responsible Breeder**

### **AKC**

Don't be put off if a breeder isn't immediately responsive. Hobby breeders often have full-time jobs and they don't always have available puppies. Be selective. Find a responsible breeder who is knowledgeable and make sure you're comfortable with them.

Visit the breeder's home or kennel and ask to see at least one of the puppy's parents. Get an idea of what the future holds for your dog in terms of temperament and appearance.

Observe the premises. Is the house/kennel clean? Odor-free? Dogs and puppies should be clean, well fed, lively and friendly. Look for signs of malnutrition such as protruding rib cages or illness such as runny nose/eyes, coughing, lethargy and skin sores.

Pay attention to how the dogs and puppies interact with their breeder. Does the breeder appear to genuinely care for the puppies and their adult dogs? Both dogs and puppies should not shy away from the breeder and should be outgoing with strangers.

Find out about the health of your puppy and its parents. Breeders should be honest about the breed's strengths and weaknesses and knowledgeable about the genetic diseases that can affect their breed – including what's being done to avoid them. Breeders should be willing to share proof of health screenings such as OFA and CERF certificates with potential buyers.

Establish a good rapport with the breeder. He/she will be an excellent resource and breed mentor for you throughout the life of your puppy. You should be encouraged to call the breeder if your dog has a crisis at any stage of its life.

A responsible breeder may ask you to sign a contract indicating that if specified conditions of care are not met or you become unable to keep the puppy, he/she will reclaim it.

Don't expect to bring home the puppy until it's eight to 12 weeks of age. Puppies need ample time to mature and socialize with their mother and littermates.

Breeders should be willing to answer any questions you have and should ask many of you as well. Breeders will want to make sure their puppies are going to good homes, with people who know what to expect and have made all the necessary preparations.

Don't leave the premises without the appropriate documentation of the dog's pedigree, a.k.a. "papers." The words "American Kennel Club" as well as the AKC logo should be clearly visible. You'll need to send in this application form to register your dog with the AKC. Be wary of a breeder who refuses/hesitates to give you papers, wants to charge you more for AKC papers, offers papers from a registry other than the AKC, or tells you he/she will mail them to you at a later date.

While the AKC does not have penal or regulatory authority, AKC conducts thousands of its own inspections each year. Breeders who have major kennel deficiencies may lose AKC privileges (ability to register dogs or compete in events). In some cases, fines will be imposed, AKC privileges may be suspended indefinitely, and appropriate law enforcement authorities are contacted. If you would like to ensure that the breeder you are dealing with is in good standing with the AKC, contact AKC Customer Service at 919-233-9767 or [Info@akc.org](mailto:Info@akc.org) .

## **AKC Facts and Stats: Why Purebreds?**

**AKC** Press Center

### **Why Purebred?**

Welcoming a canine companion into your life is a commitment that may last 10 years or more. Finding a pet whose temperament matches your lifestyle and personality is best achieved by researching and selecting a purebred—a dog with predictable characteristics. There are as many breeds as there are lifestyles. Some reasons to consider a purebred dog, whether a puppy or an adult include the following:

#### **AKC-registered breeds have a distinct heritage.**

Most breeds were developed to perform a specific function that helped humans in their daily lives. For example, Herding breeds guard and tend to

sheep and Terriers eradicate pests (such as vermin) from food supplies and homes.

**Many AKC breeds have pedigrees that can be traced back more than 100 years.**

This creates a level of breed predictability that cannot be achieved in a short period of time, such as with intentionally mixed breeds. You will know how your purebred puppy will look and act as an adult. For example, a Doberman may be more watchful over the household while a Collie may greet strangers without prejudice. Dobermans do not require extensive grooming but a Collie must be brushed daily. A mix of the two breeds could result in any variation in temperament and physical characteristics.

**It is a myth that purebreds are more prone to hereditary disorders than mixed breeds.**

There are no well-published, conclusive studies indicating that purebreds are less healthy than mixed breeds. Specific genetic disorders are known in certain breeds, and a dedicated group of breeders in each breed monitors such problems with the intent of eliminating them. Each AKC-registered breed has a “parent club” with members who are the guardians of the breed in the United States. No organization records disorders for mixed breeds and since many genetic disorders occur in multiple breeds, they are common in mixed breeds. For instance, a study on the genetic disorder Hip Dysplasia revealed no statistical difference in the prevalence of the disease between purebred and mixed breed dogs\*. Dedicated breeders work tirelessly to understand the diseases that affect their breed, and conduct the necessary tests – through organizations such as Orthopedic Foundation for Animals (OFA) and The Canine Eye Registration Foundation (CERF) – to diminish the instances of genetic disorders in their breeding stock. The best way to ensure you get a healthy companion is to work with an experienced breeder.

### **A dog breeder can become an invaluable friend and advisor.**

In addition to striving to improve and preserve the integrity of their breed, many breeders will make themselves available throughout a pet's life to answer questions and even, if need be, take the pet back if the owner is unable to care for the dog. A responsible breeder selectively breeds high-quality puppies improving upon each generation and carefully matches pet owners with their dogs.

### **You can rescue a purebred dog.**

Every AKC breed has a dedicated group of fanciers who do rescue for that breed through a national network of volunteers. If you don't have the resources and energy for a puppy but think you could handle an adult dog, look into purebred rescue groups at <https://www.akc.org/breeds/rescue.cfm>.



## 2026 Meeting and Events

January 11	Regular Meeting
February 8	Regular Meeting
March 2026	<u>St. Patrick's Day Parades</u>
• March 7	Alexandria, VA
• March 8	Annapolis, MD
• March 14	Manassas, VA
• March 14	Gaithersburg, MD
• March 15	Baltimore, MD
• March 21	Harrisburg, PA
March 8 & 9	<i>Irish Wolfhound Assoc of the Carolinas Specialty Durham Kennel Club, 7318 Guess Road, Durham NC</i>
March 14	Westminster Celtic Center
March TBD	<i>Ellicott City Historic Downtown</i>
March 29 & 30	<i>Specialty Harford County Equestrian Center, Bel Air, MD (Meeting Following Judging)</i>
March 29	<i>Irish Wolfhound Association of Lake Erie Specialty New York State Fairgrounds</i>
April 17 & 18	Dills Celtic Festival, Dills Tavern, 237 Baltimore St, Dillsburg, PA
May 2 & 3	Faerie Festival Marshy Point Rocky Point Park in Baltimore County, MD. 2200 Rocky Point Rd, Essex
May <del>17</del>	<b>Show Wrap Up Meeting</b>
May 18-21	<i>IWCA National Specialty Purina Farms St Louis, MO</i>
May 29 & 30	Annapolis Irish Festival, Anne Arundel County Fairgrounds, 1450 Crownsville, MD
June 13 & 14	Carroll County Celtic Festival, Carroll County Ag Center, Westminster, MD
June 21	<b>Regular Meeting</b>
June 20	Penn Mar Irish Festival, Shrewsbury, PA
June	<i>Celtic Fling (with a concert on Friday night) PA Renn Faire grounds</i>
August 9	<b>Regular Meeting</b>
September-13	Fun Day
September	<i>PA Renn Faire Shamrocks and Shenanigans Weekend</i>
October	<i>Irish Wolfhound Assoc of the Delaware Valley Specialty</i>
October 18	<b>Regular Meeting</b>
November 13, 14 & 15	Maryland Irish Festival, Timonium, MD
November 22	<b>Regular Meeting</b>
December 13	<b>Holiday Party</b>
December	Druid Hill Winter Solstice 5Miler, Baltimore, MD
December	Military Bowl Parade, Annapolis, MD

**Dates, Time, or location to be determined and subject to change on some events.**

**Need Volunteers to Host meetings.**

